

CONDITIONS & WEATHER

K-1 AND RAMSHEAD RENTAL SHOPS WILL BE CLOSED THROUGH THURSDAY, JANUARY 6.

Please [purchase rentals in advance online](#), and pick up at Snowshed Base Lodge.

Total Features: 9

✔ Open
 ✘ Closed
 - On Hold
 + Expected

DIFFICULTY ^

- Easiest
- More Difficult
- Most Difficult
- ◆◆ Extreme

FEATURE ^

- Terrain Park

GROOMED ^

ifts

SKIABLE ACRES
284.63 of
1526.35

SKIABLE MILES
38.39 of
101.98

| IFT NAME | STATUS | TYPE | HOURS | VERTICAL | WAIT TIME | NOTES |
|-----------------------------------|--------------------------------------|---------|-------------|----------|-----------|-------|
| | ▶ | gondola | 8:00 - 4:00 | 1642 | 0-2 mins | |
| Quad | ▶ | quad | 8:00 - 4:00 | 971 | 0-2 mins | |
| Northbrook Quad | ✔ | quad | 8:00 - 4:00 | 401 | 0-2 mins | |
| Skye Peak Express Quad | ✔ | quad | 8:00 - 4:00 | 1525 | 0-2 mins | |
| Skyeship Express Gondola Stage I | ✘ | gondola | | 1178 | 0-2 mins | |
| Skyeship Express Gondola Stage II | ✔ | gondola | 8:00 - 4:00 | 1342 | 0-2 mins | |

Chat with Us

| | | | | | |
|----------------------------|---|----------|-------------|------|----------|
| Superstar Express Quad | ✓ | quad | 8:00 - 4:00 | 1199 | 0-2 mins |
| Snowdon Six Express | ✓ | 6-person | 8:00 - 4:00 | 1114 | 0-2 mins |
| Snowdon Triple | ✓ | triple | 8:00 - 4:00 | 1058 | 0-2 mins |
| North Ridge Quad | ✓ | quad | 8:00 - 4:00 | 587 | 0-2 mins |
| Canyon Quad | ✓ | quad | 9:00 - 4:00 | 1193 | 0-2 mins |
| Alpine Training Venue Poma | ✗ | surface | As Needed | 462 | 0-2 mins |
| Progression Carpet I | ✓ | carpet | 8:00 - 4:00 | 11 | 0-2 mins |
| Progression Carpet II | ✗ | carpet | | 11 | 0-2 mins |
| Ramshead Express Quad | ✓ | quad | 8:00 - 4:00 | 1073 | 0-2 mins |
| Learn To Carpet | ✓ | carpet | 8:00 - 4:00 | 49 | 0-2 mins |
| Snowshed Double | ✗ | double | As Needed | 527 | 0-2 mins |
| Snowshed Express Quad | ✓ | quad | 8:00 - 4:00 | 560 | 0-2 mins |
| Bear Mountain Quad | ✓ | quad | 8:00 - 4:00 | 1148 | 0-2 mins |
| South Ridge Quad | ✗ | quad | | 863 | 0-2 mins |
| Sunrise Village Triple | ✗ | triple | | 434 | 0-2 mins |

TRAILS

- Open
- Closed
- On Hold
- Expected

Chat with Us

▼ Killington Peak

◆◆ Lift 1 of 1 Trail 6 of 14 Skiable Acres 21.41 of 822.85 Skiable Miles 8.59 of 25.37

| LIFT NAME | STATUS | TYPE | HOURS | VERTICAL | WAIT TIME | NOTES |
|---------------------|--------|---------|-------------|----------|-----------|-------|
| K-1 Express Gondola | | gondola | 8:00 - 4:00 | 1642 | 0-2 mins | |

| TRAIL NAME | STATUS | DIFFICULTY | GROOMED | FEATURES | NOTES |
|------------------------|--------|------------|---------|----------|-------|
| Anarchy | | ◆◆ | | | |
| Bear Trax | | | | | |
| Blue Heaven | | | | | |
| Cascade | | ◆◆ | | | |
| Cascade - Headwall | | ◆◆ | | | |
| Catwalk - Lower | | | | | |
| Catwalk - Upper | | ◆◆ | | | |
| Escapade | | ◆◆ | | | |
| FIS | | | | | |
| Flume | | ◆◆ | | | |
| Great Northern - Upper | | | | | |
| Helter Skelter | | | | | |
| Home Run | | | | | |
| Spillway | | | | | |

Chat with Us









▼ Skye Peak

● ◆◆ **Lift** 5 of 6 **Trail** 19 of 47 **Skiable Acres** 91.14 of 215.65 **Skiable Miles** 7.87 of 16.23

LIFT NAME STATUS TYPE HOURS VERTICAL WAIT TIME NOTES

| | | | | | |
|-----------------------------------|--------------------------------------|---------|-------------|------|----------|
| Needles Eye Express Quad | ✓ | quad | 8:00 - 4:00 | 971 | 0-2 mins |
| Northbrook Quad | ✓ | quad | 8:00 - 4:00 | 401 | 0-2 mins |
| Skye Peak Express Quad | ✓ | quad | 8:00 - 4:00 | 1525 | 0-2 mins |
| Skyeship Express Gondola Stage I | ✗ | gondola | | 1178 | 0-2 mins |
| Skyeship Express Gondola Stage II | ✓ | gondola | 8:00 - 4:00 | 1342 | 0-2 mins |
| Superstar Express Quad | ✓ | quad | 8:00 - 4:00 | 1199 | 0-2 mins |

TRAIL NAME STATUS DIFFICULTY GROOMED FEATURES NOTES

| | | | | |
|------------------------|--------------------------------------|--------------------------------------|---|---|
| Bittersweet - Lower | ✓ | |  |  |
| Bittersweet - Upper | ✓ | |  |  |
| Carpenter's Run | ✗ | ● | | |
| Chunnel | ✗ | | | |
| Cruise Control - Lower | ✓ | |  | |
| Cruise Control - Upper | ✓ | |  | |
| Gateway | ✓ | |  | |
| Great Eastern - Lower | ✗ | ● | | |
| Great Eastern - Upper | ✓ | ● |  | |

Chat with Us

TRAIL NAME STATUS DIFFICULTY GROOMED FEATURES NOTES

| | | | |
|-----------------|--------------------------------------|--|---|
| High Road Lower | ✓ | |  |
|-----------------|--------------------------------------|--|---|

| TRAIL NAME | STATUS | DIFFICULTY | GROOMED | FEATURES | NOTES |
|-----------------------|--------|------------|---------|----------|-------|
| - Lower | | | | | |
| High Road - Upper | | | | | |
| Home Stretch - Lower | | | | | |
| Home Stretch - Upper | | | | | |
| Juanita | | | | | |
| Julio | | | | | |
| Launch Pad | | | | | |
| Ledgewood Yurt Loop | | | | | |
| Low Road | | | | | |
| Needle's Eye - Lower | | | | | |
| Needle's Eye - Middle | | | | | |
| Needle's Eye - Upper | | | | | |
| Nivis Walk | | | | | |
| Northbrook Trail | | | | | |
| Nowhere | | | | | |
| Old Superstar | | | | | |
| Ovation - Headwall | | | | | |
| Ovation - Lower | | | | | |
| Ovation - Middle | | | | | |
| Panic Button | | | | | |
| Skye Hawk | | | | | |

Chat with Us

TRAIL NAME STATUS DIFFICULTY GROOMED FEATURES NOTES

| | | | | |
|----------------------|---|----|---|---|
| Skyeburst - Upper | ✓ | | | |
| Skyelark - Lower | ✓ | | | |
| Skyelark - Upper | ✓ | | 🚠 | |
| Skyewalker | ✓ | ● | 🚠 | |
| Somewhere | ✗ | | | 💧 |
| South Ridge Link | ✗ | ● | 🚠 | |
| Stitch Line | ✗ | | | |
| Superstar - Headwall | ✓ | | 🚠 | |
| Superstar - Lower | ✓ | | 🚠 | |
| Superstar - Middle | ✓ | | 🚠 | |
| The Stairs | ✗ | | | 💧 |
| Thimble | ✗ | | | |
| Touch Down | ✗ | | | |
| Valley Plunge | ✗ | | | |
| Vertigo - Headwall | ✗ | ◆◆ | | |
| Vertigo - Lower | ✗ | | | |

▼ **Snowdon**

● ◆◆ Lift 2 of 2 Trail 14 of 28 Skiable Acres 47 of 98.01 Skiable Miles 9.9 of 12.65

| LIFT NAME | STATUS | TYPE | HOURS | VERTICAL | WAIT TIME | NOTES |
|---------------------|--------|------------|-------------|----------|-----------|-------|
| Snowdon Six Express | ✓ | 6-person | 8:00 - 4:00 | 1114 | | |
| Snowdon Triple | ✓ | triple | 8:00 - 4:00 | 1058 | 0-2 mins | |
| TRAIL NAME | STATUS | DIFFICULTY | GROOMED | FEATURES | NOTES | |

Chat with Us

| TRAIL NAME | STATUS | DIFFICULTY | GROOMED | FEATURES | NOTES |
|-------------------------|--------|------------|---------|----------|-------|
| Bunny Buster - Lower | ✓ | | | | |
| Bunny Buster - Upper | ✓ | | | | |
| Bunny Buster Middle | ✓ | | | | |
| Chop Chop | ✗ | | | | |
| Chute - Lower | ✓ | | | | |
| Chute - Middle | ✓ | | | | |
| Chute - Upper | ✓ | | | | |
| Conclusion - Lower | ✗ | | | | |
| Conclusion - Upper | ✗ | | | | |
| Frolic | ✗ | | | | |
| Full House | ✓ | | | | |
| Great Bear - Lower | ✓ | | | | |
| Great Bear - Upper | ✓ | | | | |
| Great Northern - Lower | ✓ | | | | |
| Great Northern - Middle | ✓ | | | | |
| Highline Race Trail | ✗ | | | | |
| Killink | ✓ | | | | |
| Low Rider | ✗ | | | | |
| Mouse Run | ✓ | | | | |

Chat with Us

| TRAIL NAME | STATUS | DIFFICULTY | GROOMED | FEATURES | NOTES |
|------------|--------|------------|---------|----------|-------|
|------------|--------|------------|---------|----------|-------|

| | | |
|---------------------|--|--|
| Patsy's | | |
| Racer's Edge | | |
| Royal Flush - Lower | | |
| Royal Flush - Upper | | |
| Scarecrow | | |
| The Throne | | |
| Tin Man | | |
| Vagabond | | |

North Ridge Area

Lift 1 of 1 Trail 5 of 7 Skiable Acres 12.73 of 17.78 Skiable Miles 1.13 of 1.64

| LIFT NAME | STATUS | TYPE | HOURS | VERTICAL | WAIT TIME | NOTES |
|------------------|--------|------|-------------|----------|-----------|-------|
| North Ridge Quad | | quad | 8:00 - 4:00 | 587 | 0-2 mins | |

| TRAIL NAME | STATUS | DIFFICULTY | GROOMED | FEATURES | NOTES |
|-------------------|--------|------------|---------|----------|-------|
| East Fall - Upper | | | | | |
| Low Traverse | | | | | |
| Powerline | | | | | |
| Reason | | | | | |
| Ridge Run - Lower | | | | | |
| Ridge Run - Upper | | | | | |
| Rime | | | | | |

Chat with Us

Canyon Area

Canyon Area

◆ Lift 1 of 1 Trail 4 of 10 Skiable Acres 7.56 of 28.36 Skiable Miles 2.4 of 3.22

LIFT NAME STATUS TYPE HOURS VERTICAL WAIT TIME NOTES

Canyon Quad quad 9:00 - 4:00 1193 0-2 mins

TRAIL NAME STATUS DIFFICULTY GROOMED FEATURES NOTES

Big Dipper ◆◆

Cascade - Runout

Double Dipper - Lower ◆◆

Double Dipper - Upper

Downdraft - Headwall ◆◆

Downdraft - Lower ◆◆

Downdraft - Middle ◆◆

Downdraft - Upper

East Fall - Lower

High Traverse

▼ **Ramshead**

● Lift 2 of 4 Trail 5 of 10 Skiable Acres 43 of 76.02 Skiable Miles 3.63 of 14.54

LIFT NAME STATUS TYPE HOURS VERTICAL WAIT TIME NOTES

Alpine Training Venue Poma surface As Needed 462 0-2 mins

Progression Carpet I carpet 8:00 - 4:00 11 0-2 mins

Progression Carpet II carpet 11

[Chat with Us](#)

LIFT NAME STATUS TYPE HOURS VERTICAL WAIT TIME NOTES

Ramshead Express quad 8:00 - 4:00 1073 0-2 mins

Quad

4:00

| TRAIL NAME | STATUS | DIFFICULTY | GROOMED | FEATURES | NOTES |
|---------------|--------|------------|---------|----------|-------|
| Caper | ✓ | ● | | | |
| Easy Street | ✓ | ● | | | |
| Header | ✓ | ● | | | |
| Progression 1 | ✓ | ● | | | |
| Progression 2 | ✗ | ● | | | |
| Squeeze Play | ✗ | | | | |
| Swirl | ✓ | | | | |
| Timberline | ✗ | | | | |
| Treezy Zone | ✗ | ● | | | |
| Twister | ✗ | | | | |

▼ Snowshed

● Lift 2 of 3 Trail 3 of 5 Skiable Acres 36.76 of 50.75 Skiable Miles 1.68 of 9.57

| LIFT NAME | STATUS | TYPE | HOURS | VERTICAL | WAIT TIME | NOTES |
|-----------------------|--------|--------|-------------|----------|-----------|-------|
| Learn To Carpet | ✓ | carpet | 8:00 - 4:00 | 49 | 0-2 mins | |
| Snowshed Double | ✗ | double | As Needed | 527 | 0-2 mins | |
| Snowshed Express Quad | ✓ | quad | 8:00 - 4:00 | 560 | 0-2 mins | |

| TRAIL NAME | STATUS | DIFFICULTY | GROOMED | FEATURES | NOTES |
|-------------------------------|--------|------------|---------|----------|-------|
| Highlander | ✓ | ● | | | |
| Idler | ✗ | ● | | | |
| Learn-to-Ski & Snowboard Area | ✓ | ● | | | |

Chat with Us

| TRAIL NAME | STATUS | DIFFICULTY | GROOMED | FEATURES | NOTES |
|------------|--------|------------|---------|----------|-------|
|------------|--------|------------|---------|----------|-------|

| | | | |
|----------------|--|--|--|
| Snowsled Slope | | | |
| Yodeler | | | |

▼ Bear Mountain

Lift 1 of 1 Trail 6 of 24 **Skiable Acres** 25.03 of 150.41 **Skiable Miles** 3.19 of 11.09

| LIFT NAME | STATUS | TYPE | HOURS | VERTICAL | WAIT TIME | NOTES |
|--------------------|--------|------|-------------|----------|-----------|-------|
| Bear Mountain Quad | | quad | 8:00 - 4:00 | 1148 | 0-2 mins | |

| TRAIL NAME | STATUS | DIFFICULTY | GROOMED | FEATURES | NOTES |
|------------------------|--------|------------|---------|----------|-------|
| Bear Claw | | | | | |
| Bear Cub | | | | | |
| Bearly | | | | | |
| Centerpiece | | | | | |
| Devil's Den | | | | | |
| Devils Fiddle | | | | | |
| Dream Maker | | | | | |
| Dream Maker - Headwall | | | | | |
| Growler | | | | | |
| OL Express | | | | | |
| Outer Limits | | | | | |
| Ridgeview | | | | | |
| Shorty | | | | | |
| Skye Peak Lifeline | | | | | |

Chat with Us

| TRAIL NAME | STATUS | DIFFICULTY | GROOMED | FEATURES | NOTES |
|-------------------|--------|------------|---------|----------|-------|
| Slychurst - Lower | | | | | |

| | | | |
|--------------------|--|--|--|
| Skyeburst - Middle | | | |
| Snowshed Crossover | | | |
| Space Walk | | | |
| Stash Way | | | |
| Superpipe Trail | | | |
| The Northway | | | |
| The Stash | | | |
| Wildfire - Lower | | | |
| Wildfire - Upper | | | |

South Ridge Area

Lift 0 of 1 Trail 0 of 11 Skiable Acres 0 of 45.42 Skiable Miles 0 of 6.3

| LIFT NAME | STATUS | TYPE | HOURS | VERTICAL | WAIT TIME | NOTES |
|------------------|--------|------|-------|----------|-----------|-------|
| South Ridge Quad | | quad | | 863 | 0-2 mins | |

| TRAIL NAME | STATUS | DIFFICULTY | GROOMED | FEATURES | NOTES |
|--------------------|--------|------------|---------|----------|-------|
| Breakaway | | | | | |
| Escape | | | | | |
| Jug Handle | | | | | |
| Pipe Dream - Lower | | | | | |
| Pipe Dream - Upper | | | | | |
| Roundabout | | | | | |
| Roundabout Glade | | | | | |

Chat with Us

| TRAIL NAME | STATUS | DIFFICULTY | GROOMED | FEATURES | NOTES |
|------------|--------|------------|---------|----------|-------|
| Sassafras | | | | | |

- Solitude ✘
- The Jug - Lower ✘
- The Jug - Upper ✘

▼ **Sunrise**

● Lift 0 of 1 Trail 0 of 4 Skiable Acres 0 of 21.09 Skiable Miles 0 of 1.37

| LIFT NAME | STATUS | TYPE | HOURS | VERTICAL | WAIT TIME | NOTES |
|------------------------|--------|--------|-------|----------|-----------|-------|
| Sunrise Village Triple | ✘ | triple | | 434 | 0-2 mins | |

| TRAIL NAME | STATUS | DIFFICULTY | GROOMED | FEATURES | NOTES |
|---------------|--------|------------|---------|----------|-------|
| Bear View | ✘ | ● | | | |
| Rendezvous | ✘ | ● | | | |
| Sun Dog | ✘ | ● | | | |
| Sunrise Trail | ✘ | ● | | | |

▼ ● Lift 0 of 0 Trail 0 of 4 of of

| TRAIL NAME | STATUS | DIFFICULTY | GROOMED | FEATURES | NOTES |
|------------------------|--------|------------|---------|----------|-------|
| Edgemont / Whiffletree | ✘ | | | | |
| Fall Line | ✘ | | | | |
| Highridge | ✘ | ● | | | |
| Trail Creek | ✘ | ● | | | |

Chat with Us